

EXECUTIVE DOOR

C O M P A N Y

www.executive-door.com

ENVIRONMENTAL

INTERIOR & EXTERIOR DOORS



Keeping Our Environmental Commitment

We founded Executive Door in 1985 to provide builders, architects and consumers with unique custom doors. Our goal was to provide doors that met the customer's individual needs and produce them to the highest standards of architectural doors.

While our culture remains rooted in the strict standards of custom millwork, the needs of our customers have drawn us into a constantly improving assortment of innovative new door products.

In 1992, we introduced Environmental doors – one of the nation's first series of paintable, medium density fiberboard doors. Produced from high quality recycled materials, Environmental doors meet the need for durable, highly flexible door designs sensitive to the needs of our environment.

In 1998, we introduced Euro doors. Their finely machined asymmetrical panel design and offset interior face give the unique appearance of much thicker custom made doors. Window and Door Magazine recognized the Euro door's design excellence with the 2000 Crystal Achievement Award as the most innovative new door design.

In 2003, we doubled the production capacity for our popular MDF doors with a state-of-the-art production process that will assure EDC remains at the forefront of the industry.

In 2004, we introduced Environmental doors with a new honeycomb core. Responding to the needs of builders and installers, this new construction process results in a lighter weight door with all of the environmental, design and durability features of our traditional Environmental products.

Today, Executive Door remains committed to providing constantly improving products and innovative door designs consistent with our heritage of custom millwork.

Jerry Crittenden & Teresa Sinatra
Founders



EXECUTIVE
DOOR COMPANY

STANDARD INTERIOR & EXTERIOR DOORS



ENV-0131



ENV-0150



ENV-0021



ENV-0060



ENV-0220



ENV-0093



ENV-0343



ENV-0170



ENV-175



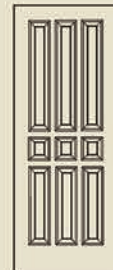
ENV-0249




ENV-0176



ENV-0161



ENV-0031



ENV-0317



ENV-008



ENV-0359



ENV-0173



ENV-0177



ENV-0172



ENV-0356



ENV-0256



ENV-0316



ENV-0220



ENV-0304



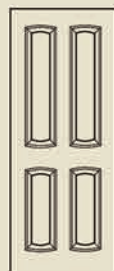
ENV-0160



ENV-0179



ENV-0246



ENV-0187



ENV-0245



ENV-0357



ENV-0237



ENV-0234



ENV-0231




ENV-0306




ENV-0152

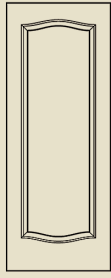
FOR EXTERIOR DOORS USE EX



ENV-0120



ENV-0125




ENV-0122



ENV-0121



ENV-0127



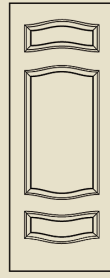
ENV-0123



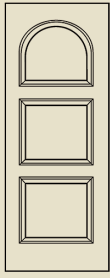
ENV-0210



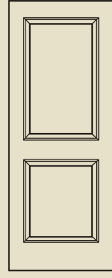
ENV-0214



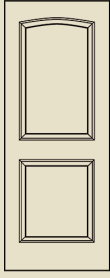
ENV-0094



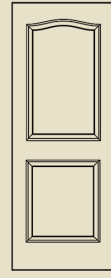
ENV-0095




ENV-0100



ENV-0130



ENV-0110




ENV-0134



ENV-0102



ENV-0103



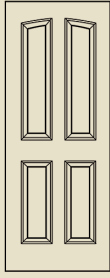
ENV-0115



ENV-0212



ENV-0155




ENV-0171



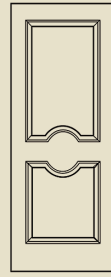
ENV-0211



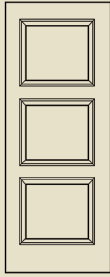
ENV-0124



ENV-0126



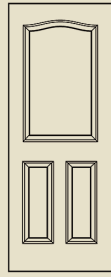
ENV-0180



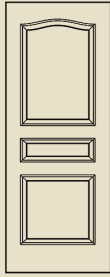
ENV-0090



ENV-0310




ENV-0242




ENV-0145



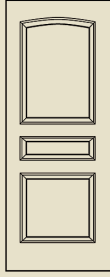
ENV-0144



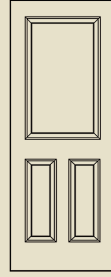
ENV-0178



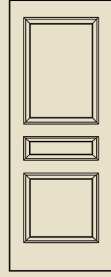
ENV-0242



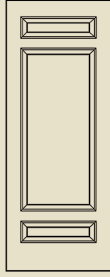
ENV-0141



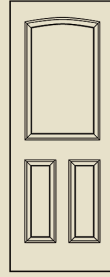
ENV-0240



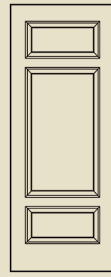
ENV-0140



ENV-0097



ENV-0241



ENV-0092



ENV-0247



ENV-0153



ENV-0200



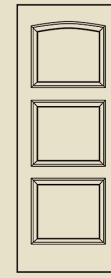
ENV-0248




ENV-0142




ENV-0340



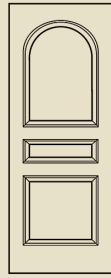
ENV-0091



ENV-0149



ENV-0147



ENV-0143



ENV-0244




ENV-0350



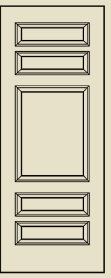
ENV-0353




ENV-0150



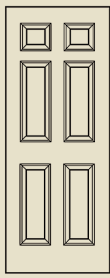
ENV-0151



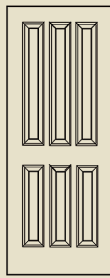
ENV-0358




ENV-0305



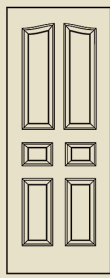
ENV-0230




ENV-0300



ENV-0190



ENV-0195



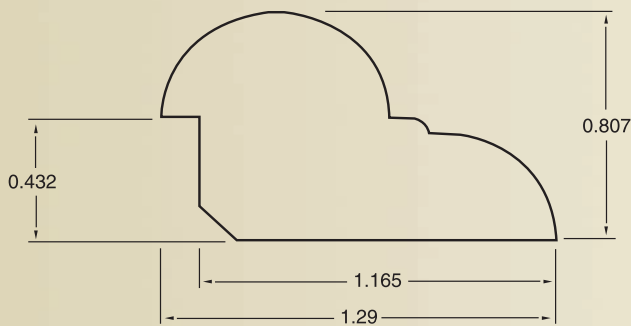
ENV-054



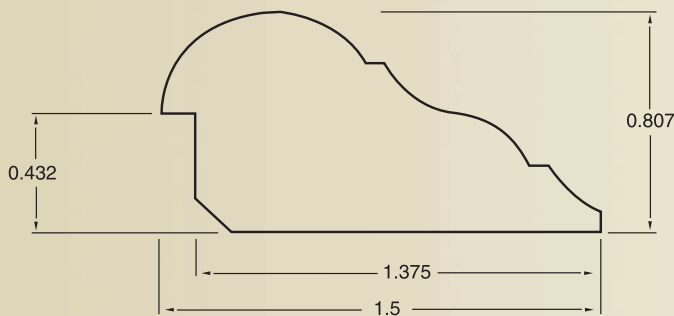
ENV-0236

FOR EXTERIOR DOORS USE EX

RAISED MOLDING PROFILE



ERM O1 Profile



ERM O2 Profile



Raised Molding Application

The door designs shown are just the beginning of our capabilities.

If you do not see the door of your dreams just send us CAD, a photo or sketch it out and we will do our best to produce it.

Design possibilities are endless and custom profiles are available.

DETAILED SPECIFICATIONS

SIZES

Width: 1'0" through 4'0"
Height: 6'8" through 8'0"
Thickness 1 3/8", 1 3/4" & 2 1/4"

FIRE RATED

All 1 3/4" Exterior Doors are
Available with 20, 45, 60 & 90
Minute Fire Rating

FACTORY PRIMING

All doors are factory primed with a water based primer on all six sides.

Optional Premium Priming is available. Premium Priming consists of two generous coats of Sherman Williams water based, heavy solids premium primer on all six sides.

Factory priming is not a substitute for complete field finishing.

LIMITED LIFETIME WARRANTY

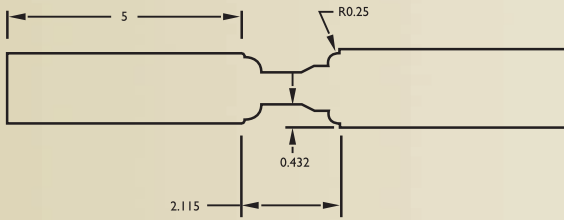
All Environmental and Environmental Euro
doors are backed by a limited lifetime warranty.

Standard sticking and raised panel profiles represent the most popular construction. Unless otherwise specified, doors are quoted and produced in these profiles.

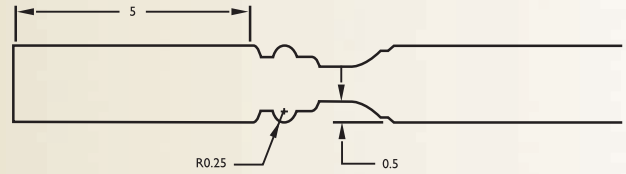
Optional sticking and raised panel profiles must be specified. For custom designs and profiles please submit a detailed drawing including the sticking panel profile.

Please specify Interior or Exterior

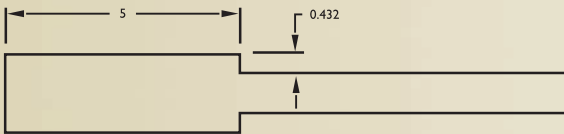
OPTIONAL DETAILED SPECIFICATIONS



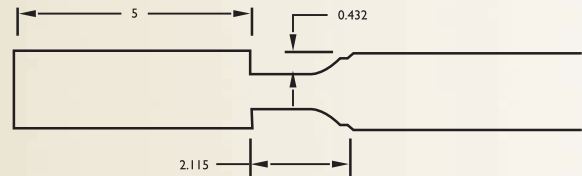
Optional Beaded Raised Panels
Specify "with Beaded Raised Panel"



Optional Flush Molding
Specify "with Flush Molding"

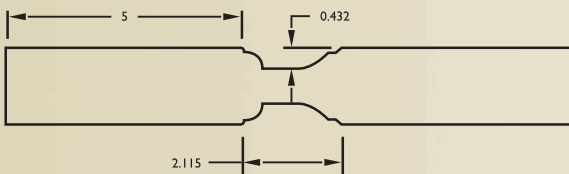


Optional Square Sticking and Flat Panel
Specify "with Square Sticking and Flat Panels"

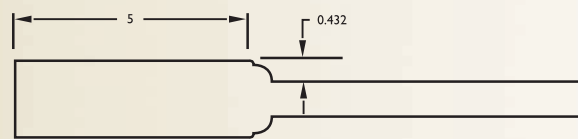


Optional Square Sticking and
Standard Raised Panel
Specify "with Square Sticking and
Standard Raised Panels"

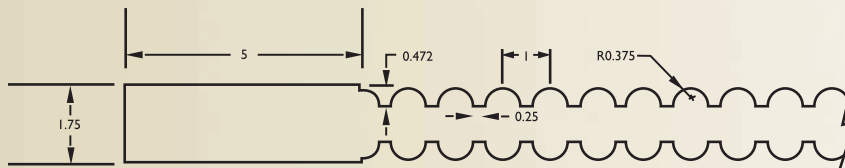
STANDARD DETAILED SPECIFICATIONS



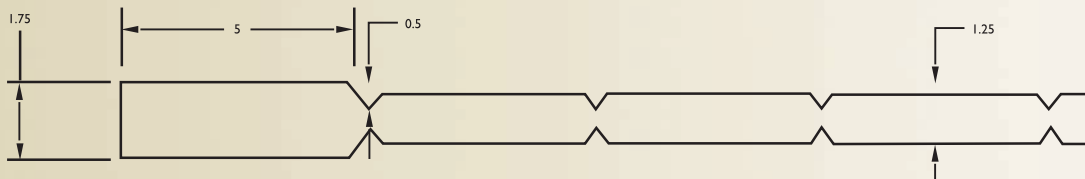
Standard Raised Panel Door Construction



Standard Flat Panel Door Construction
Specify "with Flat Panels"



Standard Tambour Door Construction



Standard V-Groove Door Construction

INTERIOR FLAT PANEL



ENV-0120



ENV-0090

The true craftsman or shaker look is achieved with our new flat panel square sticking door.



ENV-0170



ENV-0130



ENV-0100

All environmental doors include a limited lifetime warranty.

FOR EXTERIOR DOORS USE EX



EX-0440

Full Arch with
Speakeasy Window

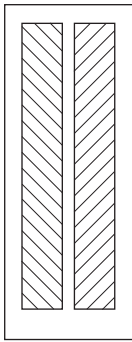
PLANK V-GROOVED COLLECTION




EX-0040




EX-0041



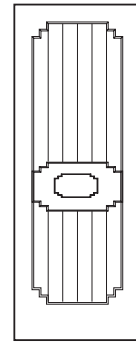
EX-0432



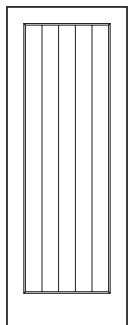
EX-0434



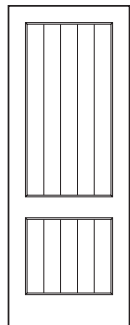
EX-0411



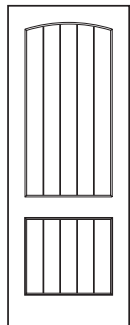
EX-0431



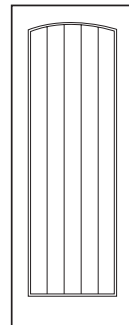
EX-0041



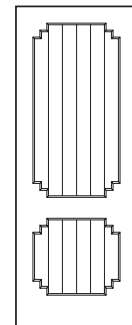
EX-0040




EX-0440



EX-0450



EX-0433




EX-0430

FOR INTERIOR DOORS USE ENV

TAMBOUR DOORS


Tambour doors are not only beautiful, but they are practical. They are used in both interior and exterior applications and compliment a wide range of architectural styles.



EX-0081



EX-0080




EX-0070




EX-0082

*All environmental doors include
a limited lifetime warranty*


FOR INTERIOR DOORS USE ENV



EX-0086




EX-0087




EX-0070



EX-0075




EX-0812




EX-0811




EX-0081




EX-0080




EX-0085



EX-0815




EX-070A




EX-0701




EX-0703



EX-0741



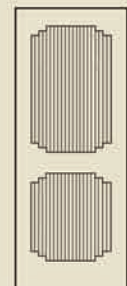
EX-0089



EX-0084



EX-0083



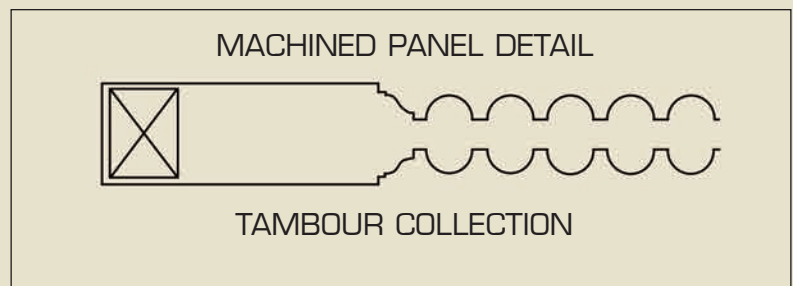
EX-0733



EX-0311



EX-0891




FOR INTERIOR DOORS USE ENV

OTHER POPULAR PRODUCTS

Custom Wood Doors

- *Crafted to your specification.*
- *Multiple specie available – Knotty Alder, Select Alder, Oak, Walnut, Cherry, Maple. Others available.*
- *2 1/4" thickness available.*
- *True arch and soft arch designs. Matching sidelights and transoms. Leaded glass designs available.*
- *Includes laminated panels for strength and stability.*
- *2 year limited warranty.*





Highland Series Wood Doors

- *Designed in some of today's most popular specie – Premium Knotty Alder and Select Alder.*
- *Panel doors available with raised panels, plank panels and the new Colorado raised panel.*
- *Companion French doors available.*
- *1 year limited warranty.*

Hardwood Euro Doors

- *Deeply machined asymmetrical face gives the appearance of much thicker doors.*
- *Available in Glacial Red Oak and select other specie.*
- *No other door equals the unique design of Euro doors.*
- *2 year limited warranty.*





VISIT US ON THE WEB
WWW.EXECUTIVEDOOR.COM

WEBSITE FEATURES LIST OF DEALERS NEAR YOU